


Flood Defence:  
Indicative Materials And Character

Flood defence in urban context



Defence wall option including glass panels



Concrete wall with option for form liner finishes



Timber cladding on flood defence wall

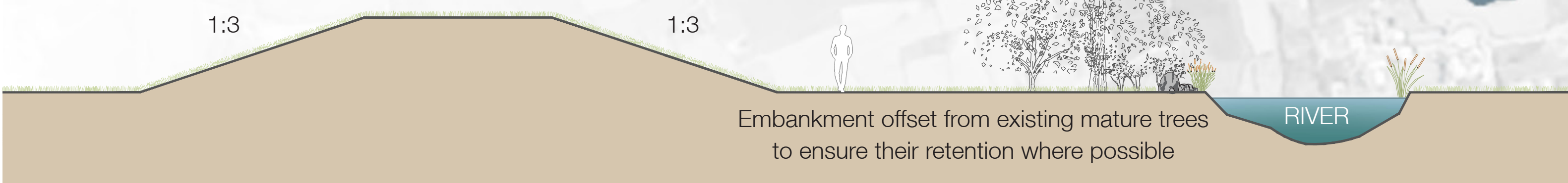


Natural stone cladding on flood defence wall

Flood defence in rural context



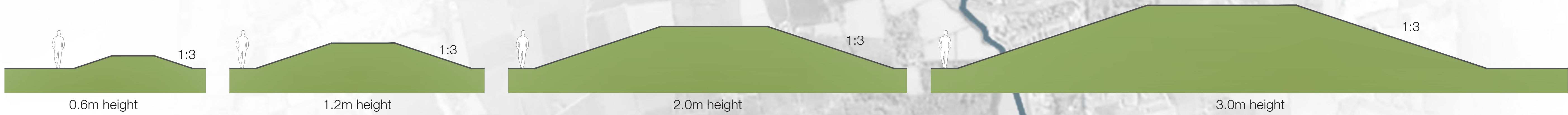
Grass finish across embankment



Embankment with grass finish

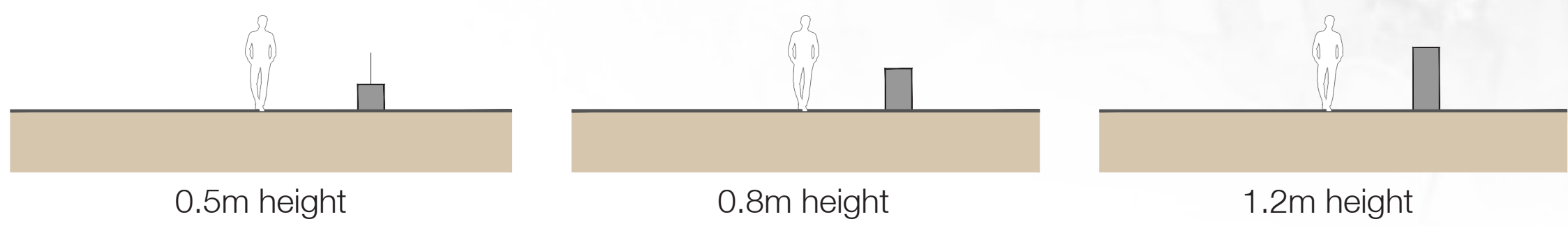
Embankments

- Heights range from 0.6m - 1.2m - 2.0m - 3.0m
- Generally grass finish to embankments
- Different mowing regimes to promote biodiversity




Flood defence walls



- Heights range from 0.5m - 0.8m - 1.2m
- Guard rail on top of wall if required



Form liner options for  
flood defence walls  
under consideration:



Vertical textures



Timber texture

Your  
Feedback is  
Important

This is your opportunity  
to have your views  
heard on the emerging  
preferred option